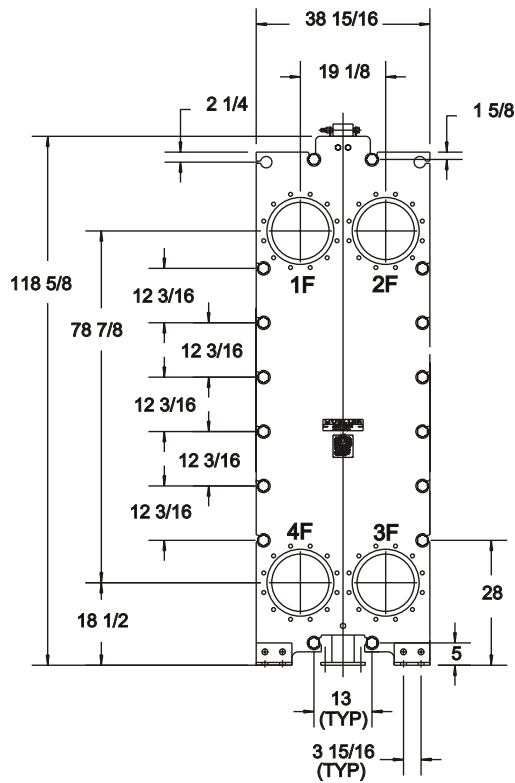
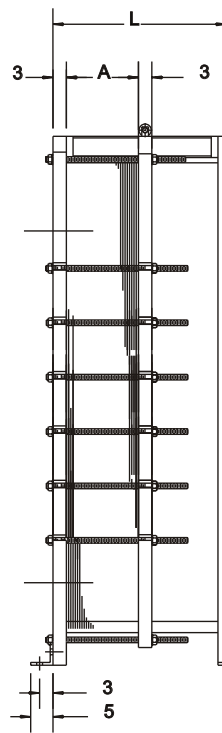


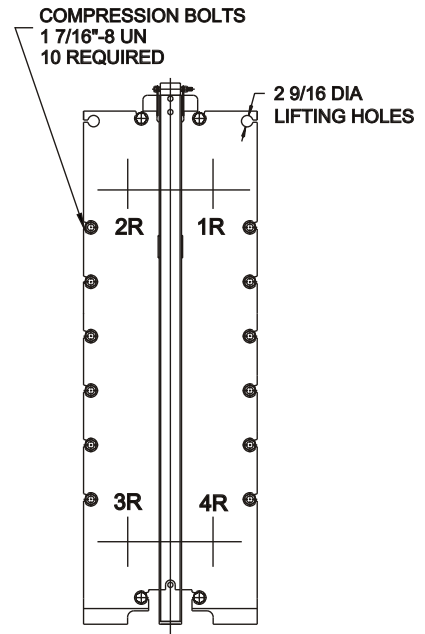
Accu-Therm® Plate Heat Exchangers



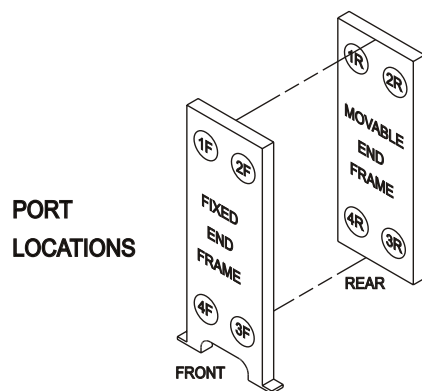
FRONT VIEW



SIDE VIEW



REAR VIEW



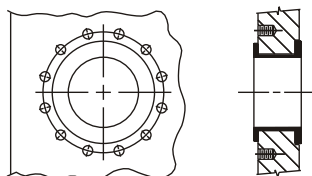
PORT LOCATIONS

STANDARD MATERIALS OF CONSTRUCTION

END FRAMES..... SA-515-70, SA-516-70 OR EQUIV
 PLATE HANGER..... TYPE 304 S/S
 COMPRESSION BOLTS (ZINC PLATED).....SA-193-B7
 COMPRESSION NUTS (ZINC PLATED)..... SA-194-2H
 CONNECTION STUDS (ZINC PLATED).....SA-193-B7
 CONNECTION NUTS (ZINC PLATED)..... SA-193-2H
 SHROUD (OPTIONAL)..... ALUMINUM
 PAINT..... CORROSION RESISTANT PAINT

DIMENSIONS ARE FOR REFERENCE USE ONLY.
 ACTUAL PRODUCTION DIMENSIONS ARE SUBJECT TO CHANGE.

REFER TO COMPUTER PRINTOUT FOR VARIABLE DIMENSIONS AND
 COMPLETE PLATE, GASKET AND CONNECTION SPECIFICATIONS.



STANDARD CONNECTION
12" STUDDED PORT

MUELLER®

MODEL AT2008
FRAME TYPE B-20

REV DATE 07/03/03